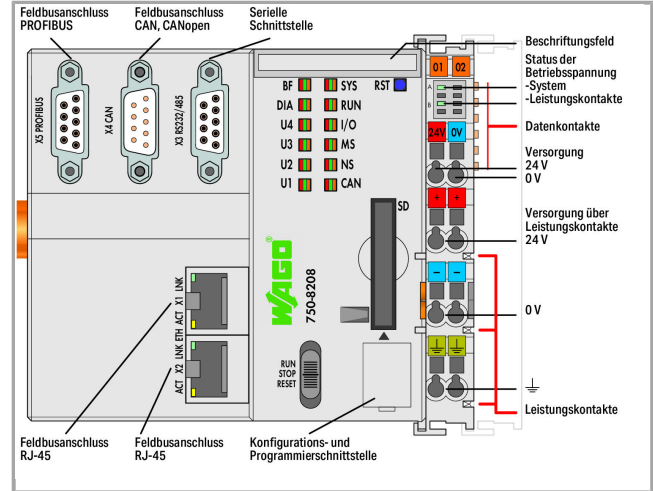



Data sheet | Item number: 750-8208/025-000

Controller PFC200; 2 x ETHERNET, RS-232/-485, CAN, CANopen, PROFIBUS-Master; Ext. Temperature



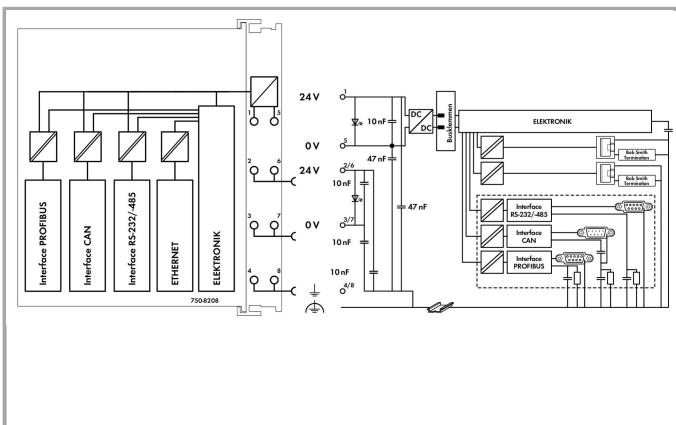
750-8208/025-000

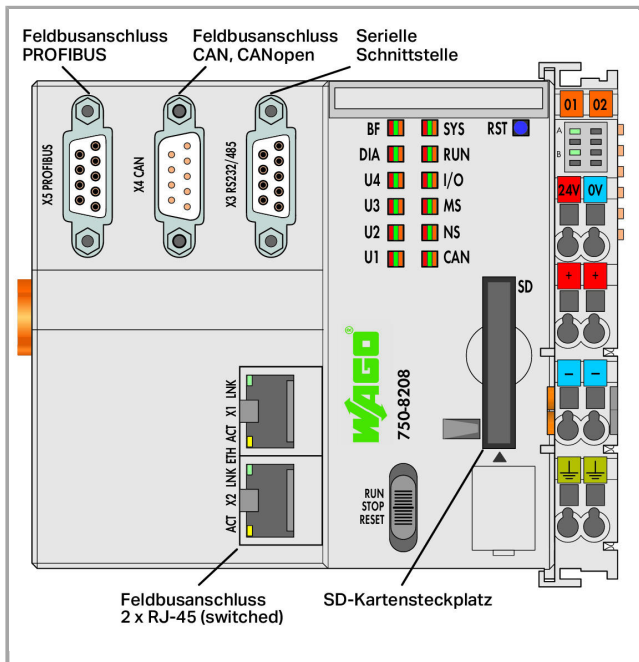


RoHS Compliant



Color: ■





Item description

The PFC200 Controller is a compact PLC for the modular WAGO-I/O-SYSTEM. Besides network and fieldbus interfaces, the controller supports all digital, analog and specialty modules found within the 750/753 Series.

Two ETHERNET interfaces and an integrated switch enable line topology wiring.

An integrated Webserver provides user configuration options, while displaying PFC200 status information.

Besides the processing industry and building automation, typical applications for the PFC200 include standard machinery and equipment control (e. g., packaging, bottling and manufacturing systems, as well as textile, metal and wood processing machines).

Programming per IEC 61131-3

- Programmable via WAGO-I/O-PRO V2.3
- Direct connection of WAGO I/O modules
- 2 x ETHERNET (configurable), RS-232/-485, CAN, CANopen, PROFIBUS DP Master
- Linux operating system with RT-Preempt patch
- Configuration via CODESYS or Web-Based Management interface
- Maintenance-free

Data

Technical Data

Communication

PROFIBUS
 CANopen
 Modbus (TCP, UDP)
 Ethernet
 Modbus RTU
 RS-232 serial interface



	RS-485 interface MQTT
Ethernet protocol	DHCP DNS NTP FTP FTPS SNMP HTTP HTTPS SSH
Visualization	Web-Visu
Operating system	Real-time Linux (with RT-Preempt patch)
CPU	Cortex A8, 600 MHz
Programming languages per IEC 61131-3	Instruction List (IL) Ladder Diagram (LD) Function Block Diagram (FBD), Continuous Function Chart (CFC) Structured Text (ST) Sequential Function Chart (SFC)
Programming environment	WAGO-I/O-PRO V2.3 (based on CODESYS V2.3)
Configuration options	WAGO-I/O-CHECK Web-based management
Baud rate (communication/fieldbus 1)	10/100 Mbit/s
Baud rate	ETHERNET: 10/100 Mbit/s
Transmission medium (communication/fieldbus)	ETHERNET: Twisted Pair S-UTP; 100 Ω; Cat. 5; Line length (max.): 100 m
Main memory (RAM)	256 MB
Internal memory (flash)	256 MB
Hardware non-volatile memory	128 Kbytes
Program memory	16 MB
Data memory	64 MB
Software non-volatile memory	128 Kbytes
Type of memory card	SD and SDHC up to 32 GB (All guaranteed properties are only valid in connection with the WAGO 758-879/000-001 memory card.)
Memory card slot	Push-push mechanism, sealable cover lid
Number of modules per node max.	250
Number of I/O modules without bus extension max.	64
Input and output process image (internal) max.	1000 Worte/1000 Worte
Input and output process image (MODBUS) max.	1000 Worte/1000 Worte
Input and output process image (PROFIBUS) max.	2500 Worte/2500 Worte
Input and output process image (CAN) max.	2000 Worte/2000 Worte
Indicators	LED (SYS, RUN, I/O, CAN, BF, DIA, U1 ... U4) red/green/orange: Status system, program, internal data bus, CANopen, PROFIBUS, PROFIBUS diagnostics, status programmable by user (can be used via CODESYS library); LED (A, B) green: System power supply status, field supply



System supply voltage	DC 24 V(-25 ... +30 %); via wiring level (CAGE CLAMP® connection)
Input current typ. at rated load (24 V)	670 mA
Total current for system supply	1700 mA
Field supply voltage	DC 24 V (-25 ... +30 %); via power jumper contacts
Current carrying capacity of the power jumper contacts	10 A
Number of outgoing power jumper contacts	3
Isolation	500 V system/supply

Connection data

Connection technology: communication/fieldbus	PROFIBUS: 1 x D-Sub 9 socket; CANopen: 1 x D-Sub 9 connector; Modbus TCP/UDP: 2 x RJ-45; Modbus RTU: 1 x D-Sub 9 socket; RS-232 serial interface: 1 x D-sub 9 socket; RS-485 interface: 1 x D-Sub 9 socket
Connection technology: system supply	2 x CAGE CLAMP®
Connection technology: field supply	6 x CAGE CLAMP®
Connection type (1)	System/field supply
Solid conductor	0.08 ... 2.5 mm ² / 28 ... 14 AWG
Fine-stranded conductor	0.08 ... 2.5 mm ² / 28 ... 14 AWG
Strip length	8 ... 9 mm / 0.31 ... 0.35 inch
Connection technology: Device configuration	1 x 4-pole male connector

Geometrical Data

Width	112 mm / 4.409 inch
Height	71.9 mm / 2.831 inch
Height from upper-edge of DIN-35 rail	64.7 mm / 2.547 inch
Depth	100 mm / 3.937 inch

Mechanical data

Weight	262.3 g
Color	light gray
Housing material	Polycarbonate, polyamide 6.6
Conformity marking	1

Environmental Requirements

Surrounding air (operating) temperature	-20 ... 60 °C
Surrounding air (storage) temperature	-40 ... 85 °C
Protection class	IP20
Degree of pollution (5)	2 per IEC 61131-2
Operating altitude	without temperature derating: 0 ... 2000 m; with temperature derating: 2000 ... 5000 m (0.5 K/100 m); max.: 5000 m


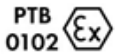
Relative air humidity (no condensation)	95 %
Relative humidity	Short-term condensation per Class 3K6/IEC EN 60721-3-3 and E DIN 40046-721-3, taking a temperature range of -20 ... +60 °C into consideration (except wind-driven precipitation, water and ice formation)
Mounting position	any
Type of mounting	DIN-35 rail
Vibration resistance	acc. to IEC 60068-2-6
Shock resistance	15g per IEC 60068-2-27
EMC immunity to interference	acc. to EN 61000-6-2, marine applications
EMC emission of interference	acc. to EN 61000-6-3, marine applications
Exposure to pollutants	Per IEC 60068-2-42 and IEC 60068-2-43
Fire load	0 MJ
Permissible H ₂ S contaminant concentration at a relative humidity 75 %	10 ppm
Permissible SO ₂ contaminant concentration at a relative humidity 75 %	25 ppm

Commercial data


Country of origin	DE
GTIN	4055143567046
Customs Tariff No.	85371091990

Approvals / Certificates



Ex-Approvals

Logo	Approval	Additional Approval Text	Certificate name
	ATEX TUEV Nord Cert GmbH	IEC 60079-0	IECEx_TUN_14.0035_X
	ATEX TUEV Nord Cert GmbH	EN 60079	TUEV_14_ATEX_148929_X

Country specific Approvals









Logo	Approval	Additional Approval Text	Certificate name
	KC National Radio Research Agency	Article 58-2, Clause 3	MSIP-REM-W43-PFC750

















Ship Approvals
















Logo	Approval	Additional Approval Text	Certificate name
	ABS American Bureau of Shipping	-	19- HG1821812- PDA
	PRS Polski Rejestr Statków	-	TE/2214 /880590/18



Compatible products

Marking accessories


	Item no.: 2009-145 Mini-WSB Inline; for Smart Printer; on reel; stretchable 5 - 5.2 mm; plain; snap-on type		2009-145
	Item no.: 2009-145/000-002 Mini-WSB Inline; for Smart Printer; on reel; stretchable 5 - 5.2 mm; plain; snap-on type	/000-002	2009-145
	Item no.: 2009-145/000-005 Mini-WSB Inline; for Smart Printer; on reel; stretchable 5 - 5.2 mm; plain; snap-on type	/000-005	2009-145
	Item no.: 2009-145/000-006 Mini-WSB Inline; for Smart Printer; on reel; stretchable 5 - 5.2 mm; plain; snap-on type	/000-006	2009-145
	Item no.: 2009-145/000-007 Mini-WSB Inline; for Smart Printer; on reel; stretchable 5 - 5.2 mm; plain; snap-on type	/000-007	2009-145
	Item no.: 2009-145/000-012 Mini-WSB Inline; for Smart Printer; on reel; stretchable 5 - 5.2 mm; plain; snap-on type	/000-012	2009-145
	Item no.: 2009-145/000-023 Mini-WSB Inline; for smartPRINTER; on reel; stretchable 5 - 5.2 mm; plain; snap-on type	/000-023	2009-145
	Item no.: 2009-145/000-024 Mini-WSB Inline; for Smart Printer; on reel; stretchable 5 - 5.2 mm; plain; snap-on type	/000-024	2009-145

	Item no.: 248-501 Miniature WSB Quick marking system; plain; Marker width 5 mm; 10 strips with 10 markers per card	248-501
	Item no.: 248-501/000-002 Mini-WSB marking card; as card; not stretchable; plain; snap-on type	248-501 /000-002
	Item no.: 248-501/000-005 Mini-WSB marking card; as card; not stretchable; plain; snap-on type	248-501 /000-005
	Item no.: 248-501/000-006 Mini-WSB marking card; as card; not stretchable; plain; snap-on type	248-501 /000-006
	Item no.: 248-501/000-007 Mini-WSB marking card; as card; not stretchable; plain; snap-on type	248-501 /000-007
	Item no.: 248-501/000-012 Mini-WSB marking card; as card; not stretchable; plain; snap-on type	248-501 /000-012
	Item no.: 248-501/000-017 Mini-WSB marking card; as card; not stretchable; plain; snap-on type	248-501 /000-017
	Item no.: 248-501/000-023 Mini-WSB marking card; as card; not stretchable; plain; snap-on type	248-501 /000-023
	Item no.: 248-501/000-024 Mini-WSB marking card; as card; not stretchable; plain; snap-on type	248-501 /000-024
	Item no.: 750-103 Group marker carrier	750-103
	Item no.: 750-107 Group marker carrier	750-107
wiring and connectors		
	Item no.: 750-960 Fieldbus Connector PROFIBUS; with D-sub male connector; 9-pole	750-960
	Item no.: 750-963 Fieldbus Connector CANopen; with D-sub female connector; 9-pole	750-963
	Item no.: 750-975 ETHERNET RJ-45 connector, IP20; ETHERNET 10/100 Mbit/s; for field assembly	750-975
	Item no.: 750-977/000-011 Connector ETHERNET; RJ-45; Cat. 6A; straight; Code T568A; AWG 22	750-977 /000-011
	Item no.: 750-977/000-012 Connector ETHERNET; RJ-45; Cat. 6A; straight; Code T568B; AWG 22	750-977 /000-012








	Item no.: 750-977/000-021 Connector ETHERNET; RJ-45; Cat. 6A; straight; Code T568A; AWG 24	750-977 /000-021
	Item no.: 750-977/000-022 Connector ETHERNET; RJ-45; Cat. 6A; straight; Code T568B; AWG 24	750-977 /000-022
	Item no.: 750-978/000-011 Connector ETHERNET; RJ-45; Cat. 6A; straight; Code T568A; AWG 22; Strain relief	750-978 /000-011
	Item no.: 750-978/000-012 Connector ETHERNET; RJ-45; Cat. 6A; straight; Code T568B; AWG 22; Strain relief	750-978 /000-012
	Item no.: 750-978/000-021 Connector ETHERNET; RJ-45; Cat. 6A; straight; Code T568A; AWG 24; Strain relief	750-978 /000-021
	Item no.: 750-978/000-022 Connector ETHERNET; RJ-45; Cat. 6A; straight; Code T568B; AWG 24; Strain relief	750-978 /000-022
	Item no.: 750-979/000-011 Connector ETHERNET; RJ-45; Cat. 6A; angled; Code T568A; AWG 22; Strain relief	750-979 /000-011
	Item no.: 750-979/000-012 Connector ETHERNET; RJ-45; Cat. 6A; angled; Code T568B; AWG 22; Strain relief	750-979 /000-012
	Item no.: 750-979/000-021 Connector ETHERNET; RJ-45; Cat. 6A; angled; Code T568A; AWG 24; Strain relief	750-979 /000-021
	Item no.: 750-979/000-022 Connector ETHERNET; RJ-45; Cat. 6A; angled; Code T568B; AWG 24; Strain relief	750-979 /000-022
General accessories		
	Item no.: 750-921 Bluetooth® Adapter	750-921
	Item no.: 750-923 Configuration cable; USB connector; Length: 2.5 m	750-923
	Item no.: 750-923/000-001 Configuration cable; USB connector; Length: 5 m	750-923 /000-001
Carrier rail		
	Item no.: 210-112 Steel carrier rail; 35 x 7.5 mm; 1 mm thick; 2 m long; slotted; according to EN 60715; "Hole width 25 mm	210-112
	Item no.: 210-113 Steel carrier rail; 35 x 7.5 mm; 1 mm thick; 2 m long; unslotted; according to EN 60715	210-113

	Item no.: 210-114 Steel carrier rail; 35 x 15 mm; 1.5 mm thick; 2 m long; unslotted; similar to EN 60715	210-114
	Item no.: 210-115 Steel carrier rail; 35 x 7.5 mm; 1 mm thick; 2 m long; slotted; according to EN 60715; "Hole width 18 mm	210-115
	Item no.: 210-118 Steel carrier rail; 35 x 15 mm; 2.3 mm thick; 2 m long; unslotted; according to EN 60715	210-118
	Item no.: 210-196 Aluminum carrier rail; 35 x 8.2 mm; 1.6 mm thick; 2 m long; unslotted; similar to EN 60715	210-196
	Item no.: 210-197 Steel carrier rail; 35 x 15 mm; 1.5 mm thick; 2 m long; slotted; similar to EN 60715	210-197
	Item no.: 210-198 Copper carrier rail; 35 x 15 mm; 2.3 mm thick; 2 m long; unslotted; according to EN 60715	210-198
	Item no.: 210-504 Steel carrier rail; 35 x 7.5 mm; 1 mm thick; 2 m long; slotted; galvanized; according to EN 60715	210-504
	Item no.: 210-505 Steel carrier rail; 35 x 7.5 mm; 1 mm thick; 2 m long; unslotted; galvanized; according to EN 60715	210-505
	Item no.: 210-506 Steel carrier rail; 35 x 15 mm; 1.5 mm thick; 2 m long; unslotted; galvanized; similar to EN 60715	210-506
	Item no.: 210-508 Steel carrier rail; 35 x 15 mm; 1.5 mm thick; 2 m long; slotted; galvanized; similar to EN 60715	210-508

















memory card





	Item no.: 758-879/000-001 Memory Card SD; SLC-NAND; 2 GByte; Temperature from -40 to 90 °C	758-879 /000-001
--	--	---------------------

shield connection

	Item no.: 790-108 Shield clamping saddle; 11 mm wide; diameter of compatible conductor	790-108
	Item no.: 790-116 Shield clamping saddle; 19 mm wide; diameter of compatible conductor; 7 ... 16 mm	790-116
	Item no.: 790-124 Shield clamping saddle; 27 mm wide; diameter of compatible conductor; 6 ... 24 mm	790-124
	Item no.: 790-140 Shield clamping saddle; diameter of compatible conductor	790-140
	Item no.: 790-208 Shield clamping saddle; 12.4 mm wide; 3 ... 8 mm	790-208
	Item no.: 790-216 Shield clamping saddle; 21.8 mm wide; 6 ... 16 mm	790-216
	Item no.: 790-220 Shield clamping saddle; 30 mm wide; 6 ... 20 mm	790-220

software

	Item no.: 759-333 WAGO-I/O-PRO		759-333
	Item no.: 759-333/000-923 WAGO-I/O-PRO; USB-Set	/000-923	759-333
	Item no.: 759-911 WAGO-I/O-PRO; CD		759-911
system box			
	Item no.: 850-804 IP65 enclosure; Stainless steel; WxHxD (400x123x200 mm); 4 x M20, 16 x M16, 28 x M12 cable grip		850-804
	Item no.: 850-804/000-001 IP65 enclosure; Stainless steel; WxHxD (400x123x200 mm); 2 x M20, 13 x M16, 32 x M12 cable grip	/000-001	850-804
	Item no.: 850-805 IP65 enclosure; Stainless steel; WxHxD (600x123x200 mm); 4 x M20, 19 x M16, 67 x M12 cable grip		850-805
	Item no.: 850-814/002-000 IP65 enclosure; Sheet steel (RAL 7035); WxHxD (200x120x200 mm); without flange plate	/002-000	850-814
	Item no.: 850-815/002-000 IP65 enclosure; Sheet steel (RAL 7035); WxHxD (300x120x200 mm); without flange plate	/002-000	850-815
	Item no.: 850-816/002-000 IP65 enclosure; Sheet steel (RAL 7035); WxHxD (400x120x200 mm); without flange plate	/002-000	850-816
	Item no.: 850-817/002-000 IP65 enclosure; Sheet steel (RAL 7035); WxHxD (600x120x200 mm); without flange plate	/002-000	850-817
	Item no.: 850-825 IP65 enclosure; Aluminium (RAL 7032); WxHxD (160x100x160 mm); 9 x M12, 4 x M20		850-825
	Item no.: 850-826 IP65 enclosure; Aluminium (RAL 7032); WxHxD (240x100x160 mm); 4 x M20, 4 x M16, 14 x M12 cable grip		850-826
	Item no.: 850-826/002-000 IP65 enclosure; Aluminium (RAL 7035); WxHxD (240x100x160 mm); 4 x M20, 4 x M16, 14 x M12 cable grip	/002-000	850-826
	Item no.: 850-827 IP65 enclosure; Aluminium (RAL 7032); WxHxD (320x100x160 mm); 4 x M20, 8 x M16, 17 x M12 cable grip		850-827
	Item no.: 850-827/002-000 IP65 enclosure; Aluminium (RAL 7035); WxHxD (320x100x160 mm); 4 x M20, 8 x M16, 17 x M12 cable grip	/002-000	850-827
	Item no.: 850-828 IP65 enclosure; Aluminium (RAL 7032); WxHxD (480x100x160 mm); 4 x M20, 10 x M16, 35 x M12 cable grip		850-828

	Item no.: 850-828/002-000 IP65 enclosure; Aluminium (RAL 7035); WxHxD (480x100x160 mm); 4 x M20, 10 x M16, 35 x M12 cable grip	850-828
	Item no.: 850-834 IP65 enclosure; Polyester (RAL 7032); WxHxD (164x100x164 mm); 9 x M12, 4 x M20	850-834
	Item no.: 850-835 IP65 enclosure; Polyester (RAL 7032); WxHxD (244x100x164 mm); 4 x M20, 4 x M16, 14 x M12 cable grip	850-835
	Item no.: 850-836 IP65 enclosure; Polyester (RAL 7032); WxHxD (324x100x164 mm); 4 x M20, 8 x M16, 17 x M12 cable grip	850-836

Downloads

Documentation

Manual

Cyber Security for Controller PFC100 / PFC200	V 1.2.0	pdf 8.3 MB	Download
WAGO MODBUS Master Configurator for configuration of MODBUS networks in WAGO-I/O-PRO (CODESYS)	V 1.1.0	pdf 1.3 MB	Download
PFC200 CS 2ETH RS CAN DPM PLC - PFC200 Controller	V 1.2.0	pdf 6.6 MB	Download

Tutorial

Establish connection to a controller using SSH In this video we are demonstrating how to establish a SSH connection with a controller using for example PuTTY to be able to work with the LINUX console. Contents: 0:21 Download and install the SSH client; 0:40 Establish the SSH connection; 0:50 Log on to the Controller	1.0 Aug 5, 2017	mp4 29.0 MB	Download
Set IP address with Ethernet Settings In this video we are demonstrating how you can set a IP address with Ethernet Settings. Content: 00:27 – Chapter #1 Download and install software; 00:56 – Chapter #2 Open Ethernet Settings; 01:10 – Chapter #3 Establish serial Connection; 01:34 – Chapter #4 Set IP address; 02:10 – Chapter #5 Check IP address	3.0 Dec 18, 2017	mp4 88.3 MB	Download

Additional Information

Disposal; Electrical and electronic equipment, Packaging	V 1.0.0	pdf 265.8 kB	Download
External license agreement for open source software In Wago products	V 1.0.0	pdf 1.5 MB	Download

System Description

Controller PFC100/200, General Product Information



		pdf 591.2 kB	Download
Overview on WAGO-I/O-SYSTEM 750 approvals		pdf 780.2 kB	Download
Design Notes Basic conditions and recommendations for higher operational safety	V 2.0.0	pdf 1.5 MB	Download

Application Notes

Application Note CoDeSys 2.3

Application note for installing a MySQL-Server on a PFC-Controller This Application Note explains how a MySQL-Server can be set up and used on a PFC 200. The Application shows how measurement values of the 3-Phase Power Measurement Module can be written into a database.	Sep 20, 2017	zip 4.1 MB	Download
HART-Tool-Routing über ETHERNET mit 750-820x/750-88x und CoDeSys 2.3 (a116120) Der Anwendungshinweis beschreibt die Einrichtung von Asset-Management-Systemen, welche das einfache, effiziente und schnelle Konfigurieren von HART-Feldgeräten ermöglichen. Am Beispiel des Cerabar PMC51 (Endress+Hauser) erfolgt die Anbindung an die WAGO-ETHERNET-Controller 750-820x/750-88x (CoDeSys 2.3). Hierbei wird das HART-Modul 750-482 und 750-484 genutzt. Zusätzlich wird die Konfiguration der Asset-Management-Software WAGOframe, PACTware und FieldCare beschrieben.	1.0.0 Mar 22, 2019	pdf 3.9 MB	Download
HART-Tool-Routing über PROFIBUS mit 750-833 und 750-333 (a116140) Der Anwendungshinweis beschreibt die Einrichtung von Asset-Management-Systemen, welche das einfache, effiziente und schnelle Konfigurieren von HART-Feldgeräten ermöglichen. Am Beispiel des Cerabar PMC51 (Endress+Hauser) erfolgt die Anbindung des HART-Sensors an den WAGO-PROFIBUS-Controller (750-833) bzw. WAGO-PROFIBUS-Koppler (750-333). Der zyklische PROFIBUS-Master (750-8208) koordiniert den Profibus-Feldbus. Über den TH LINK PROFIBUS (azyklischer Profibus Master) können die Asset-Management-Anwendungen (WAGOframe, PACTware und FieldCare) azyklisch über das HART-Modul (750-482 bzw. 750-484) auf die HART-Feldgeräte zugreifen.	1.0.0 Mar 22, 2019	pdf 5.3 MB	Download
Application note WagoLibCloud This application note explains how the WAGO controllers PFC100 and PFC200 can communicate with cloud services like Microsoft Azure (WAGO Cloud), Amazon AWS and IBM Bluemix. Data could be send to the cloud and commands could receive from the cloud. The libraries WagoLibCloud for WAGO-I/O-PRO V2.3 and WagoAppCloud for e!COCKPIT are used.	V 1.4.0 Jul 31, 2018	zip 4.0 MB	Download
Using the web visualization with Java™ runtime environment (JRE, JVM) 7 update 51 (7u51) (a500690)	V1.2.3	zip 5.0 MB	Download

Oracle announced an update (7u51) for their Java™ runtime environment for the 14th of January 2014 which might have an impact on the use of the WAGO web visualization with Controller, PERSPECTO CP devices and WAGO-IO-IPCs. For more details please have a look into our application note.

SNMP Communication (a500850) This application note explains how the WAGO controllers PFC100 and PFC200 can communicate via SNMP: Sending traps / inform notifications, creating an MIB and using the controller as an SNMP agent. To do so, the SNMP-specific libraries for WAGO-I/O-PRO V2.3 and e!COCKPIT are used.	V1.1.0	zip 3.7 MB	Download
--	--------	---------------	----------

Application Note e!COCKPIT

HART Toolrouting über Ethernet mit 750-820x und eRUNTIME (a116130) Der Anwendungshinweis beschreibt die Einrichtung von Asset-Management-Systemen, welche das einfache, effiziente und schnelle Konfigurieren von HART-Feldgeräten ermöglichen. Am Beispiel des Cerabar PMC51 (Endress+Hauser) erfolgt die Anbindung an die WAGO-ETHERNET-Controller 750-820x (e!RUNTIME). Hierbei wird das HART-Modul 750-482 und 750-484 genutzt. Zusätzlich wird die Konfiguration der Asset-Management-Software WAGOframe, PACTware und FieldCare beschrieben.	1.0.0 Mar 22, 2019	pdf 2.9 MB	Download
---	-----------------------	---------------	----------

e!COCKPIT application note WagoAppCloud This application note explains how the WAGO controllers PFC100 and PFC200 can communicate with cloud services like Microsoft Azure (WAGO Cloud), Amazon AWS and IBM Bluemix. Data could be send to the cloud and commands could receive from the cloud. The libraries WagoLibCloud for WAGO-I/O-PRO V2.3 and WagoAppCloud for e!COCKPIT are used.	V 1.4.1 Apr 26, 2019	zip 4.5 MB	Download
--	-------------------------	---------------	----------

SNMP Communication (a500850) This application note explains how the WAGO controllers PFC100 and PFC200 can communicate via SNMP: Sending traps / inform notifications, creating an MIB and using the controller as an SNMP agent. To do so, the SNMP-specific libraries for WAGO-I/O-PRO V2.3 and e!COCKPIT are used.	V1.1.0	zip 3.7 MB	Download
--	--------	---------------	----------

Libraries

Library WAGO_BusDiag_01 Die Bibliothek WAGO_BusDiag_01.lib enthält Funktionsbausteine, die für die Diagnose des PROFIBUS-Master-Systems genutzt werden können.	1.0.0	pdf 700.0 kB	Download
WAGO_DPM_01 Die Bibliothek WAGO_DPM_01.lib stellt Funktionsbausteine zur Verfügung, mit denen eine azyklische Kommunikation auf dem PROFIBUS ermöglicht wird.	1.0.0	pdf 1.0 MB	Download
Library WagoLibCloud.lib	V1.4.0	zip 100.3 kB	Download



This library lets the WAGO controllers PFC100 and PFC200 communicate with cloud services like Microsoft Azure (WAGO Cloud), Amazon AWS and IBM Bluemix. Data could be send to the cloud and commands could receive from the cloud.

Engineering-Software

e!COCKPIT

e!COCKPIT	V 1.5.0 Mar 11, 2019	ZIP 2.7 GB	Download
-----------	-------------------------	---------------	----------

Register at no cost and test our engineering software for 30 days.

Configuration and Commissioning Software

WAGO-IO-PRO Demo-Version (759-912) / Serie 750, 758 und 762	2.3.9.55 Jul 3, 2015	zip 108.3 MB	Download
---	-------------------------	-----------------	----------

Runtime Software

Linux® Toolchain

Linux® Board Support Package (BSP)	2018.2.8.FW(11)35 Aug 27, 2018	TXT 14.1 kB	Download
------------------------------------	-----------------------------------	----------------	----------

With the PFC BSP, WAGO offers Linux® enthusiasts the opportunity to compile the PFC firmware themselves, and to expand it according to their own wishes.

The WAGO PFC BSP includes a Pengutronix build environment, optimized for the PFC, and the OSELAS Toolchain, which open up the following possibilities, among others:

- Expanding the firmware functions using open source packages like: Python, SQLite3, PHP, etc.
- Compiling their own C/C++ applications with direct or indirect bus access to the local bus, CANopen, or PROFIBUS.
- Compiling external libraries using CODESYS V2 to expand the PLC applications.
- There are detailed instructions for many of these tasks and ideas (see How To's).

Firmware

Firmware: 750-8208/025-000 Controller PFC200; 2 x ETHERNET, RS-232/-485, CAN, CANopen, PROFIBUS-Master; Ext. Temperature	12 Mar 11, 2019	zip 44.3 MB	Download
--	--------------------	----------------	----------

Firmware: 750-8208/025-000 Controller PFC200; 2 x ETHERNET, RS-232/-485, CAN, CANopen, PROFIBUS-Master; Ext. Temperature	12 Mar 11, 2019	zip 44.3 MB	Download
--	--------------------	----------------	----------

IoT/ Cloud

Cloud Connectivity

Cloud Connectivity beta version



Since January 2018, cloud connectivity has been a component of Firmware 11. Thus, all WAGO PFCs are inherently IoT-ready, so they can send data from the field level to the cloud via MQTT. Here, the data can be aggregated and used for analysis. New features are provided as beta versions. Register here at no cost to test the latest beta functions.

Jul 2, 2018

ZIP
5.7 MB

Download

"Remote Access" Beta Software

"Remote Access" Beta Software
Register for the beta version of "Remote Access" for the WAGO Cloud.

V 0.9
Mar 26, 2019

ZIP
1.3 MB

Download

CAD/CAE - Smart Data

CAD data

3D Download 750-8208/025-000

URL

Download

Product family

Controller 750

[Learn more about the product family.](#)

[Show all products from the family](#)

Subject to changes.
